

# BEAUTICIAN

## COMPETENCY BASED CURRICULUM

(Duration: 1Yr. and 03 months.)

## APPRENTICESHIP TRAINING SCHEME (ATS)

NSQF LEVEL- 4



**SECTOR – Healthcare and Wellness**



GOVERNMENT OF INDIA  
MINISTRY OF SKILL DEVELOPMENT & ENTREPRENEURSHIP  
DIRECTORATE GENERAL OF TRAINING

*Beautician*

# BEAUTICIAN

(Revised in 2018)



**Skill India**  
कौशल भारत - कुशल भारत

Developed By

Ministry of Skill Development and Entrepreneurship  
Directorate General of Training  
**CENTRAL STAFF TRAINING AND RESEARCH INSTITUTE**  
EN-81, Sector-V, Salt Lake City,  
Kolkata – 700 091

The DGT sincerely express appreciation for the contribution of the Industry, State Directorate, Trade Experts and all others who contributed in revising the curriculum. Special acknowledgement to the following industries/organizations who have contributed valuable inputs in revising the curricula through their expert members:

1. LTA school of beauty, Mumbai
2. Sahiba salon academy
3. VLCC, health care ltd.
4. Blossom Kochhar creative art & design.

Special acknowledgement by DGT to the following expert members who have contributed immensely in this curriculum.

Sl. No.	Name & Designation Sh./Mr./Ms.	Organization	Expert Group Designation
1.	Ms. Upma Bhatia, DT	DGT, H.Q.	Expert
2.	Ms. Alka Sharma, JDT	NVTI, Noida.	Expert
3.	Ms. Vaishali, Shah DT	LTA School of Beauty, Mumbai	Expert
4.	Ms. Samantha Kochhar, MD	Blossom Kochhar creative art & design, New Delhi.	Expert
5.	Ms. Pinky Singh, Owner	Sahiba Salon academy, Ghaziabad	Expert
6.	Ms Sita Podwal, Senior trainer	VLCC, health care ltd.	Expert
7.	Ms. SunitaBhat, TO	NVTI, Noida.	Expert
8.	Ms. Ruchichamoli,VI	NVTI, Noida.	Expert

<b>Sl. No.</b>	<b>Topics</b>	<b>Page No.</b>
1.	Background	1 – 2
2.	Training System	3 – 7
3.	Job Role	8
4.	NSQF Level Compliance	9
5.	General Information	10
6.	Learning Outcome	11 – 12
7.	Learning Outcome with Assessment Criteria	13 – 14
8.	Syllabus	15 – 16
9.	Syllabus - Core Skill	
	9.1 Core Skill – Employability Skill	17 – 20
10.	Details of Competencies (On-Job Training)	22
11.	List of Trade Tools & Equipment Basic Training - Annexure I	23 – 26
12.	Format for Internal Assessment -Annexure II	27

### 1.1 Apprenticeship Training Scheme under Apprentice Act 1961

The Apprentices Act, 1961 was enacted with the objective of regulating the programme of training of apprentices in the industry by utilizing the facilities available therein for imparting on-the-job training. The Act makes it obligatory for employers in specified industries to engage apprentices in designated trades to impart Apprenticeship Training on the job in industry to school leavers and person having National Trade Certificate (ITI pass-outs) issued by National Council for Vocational Training (NCVT) to develop skilled manpower for the industry. There are four categories of apprentices namely; **trade apprentice, graduate, technician and technician (vocational) apprentices.**

Qualifications and period of apprenticeship training of **trade apprentices** vary from trade to trade. The apprenticeship training for trade apprentices consists of basic training followed by practical training. At the end of the training, the apprentices are required to appear in a trade test conducted by NCVT and those successful in the trade tests are awarded the National Apprenticeship Certificate.

The period of apprenticeship training for graduate (engineers), technician (diploma holders and technician (vocational) apprentices is one year. Certificates are awarded on completion of training by the Department of Education, Ministry of Human Resource Development.

### 1.2 Changes in Industrial Scenario

Recently we have seen huge changes in the Indian industry. The Indian Industry registered an impressive growth during the last decade and half. The number of industries in India have increased manifold in the last fifteen years especially in services and manufacturing sectors. It has been realized that India would become a prosperous and a modern state by raising skill levels, including by engaging a larger proportion of apprentices, will be critical to success; as will stronger collaboration between industry and the trainees to ensure the supply of skilled workforce and drive development through employment. Various initiatives to build up an adequate infrastructure for rapid industrialization and improve the industrial scenario in India have been taken.

### **1.3 Reformation**

The Apprentices Act, 1961 has been amended and brought into effect from 22<sup>nd</sup> December, 2014 to make it more responsive to industry and youth. Key amendments are as given below:

- Prescription of number of apprentices to be engaged at establishment level instead of trade-wise.
- Establishment can also engage apprentices in optional trades which are not designated, with the discretion of entry level qualification and syllabus.
- Scope has been extended also to non-engineering occupations.
- Establishments have been permitted to outsource basic training in an institute of their choice.
- The burden of compliance on industry has been reduced significantly.



**Skill India**  
कौशल भारत - कुशल भारत

**2.1 GENERAL**

Directorate General of Training (DGT) under Ministry of Skill Development & Entrepreneurship offers range of vocational training courses catering to the need of different sectors of economy/ Labour market. The vocational training programmes are delivered under aegis of National Council of Vocational Training (NCVT). Craftsman Training Scheme (CTS) and Apprenticeship Training Scheme (ATS) are two pioneer programmes of NCVT for propagating vocational training.

'Beautician' trade under ATS is one of the most popular courses delivered nationwide through different industries. The course is of one year and three months (01 Block of 15 months duration including basic training) duration. It mainly consists of Domain area. In the Domain Area Trade Theory & Practical impart professional - skills and knowledge, while Core area - and Employability Skills imparts requisite core skills & knowledge and life skills. After passing out the training programme, the trainee is being awarded National Apprenticeship Certificate (NAC) by NCVT having worldwide recognition.

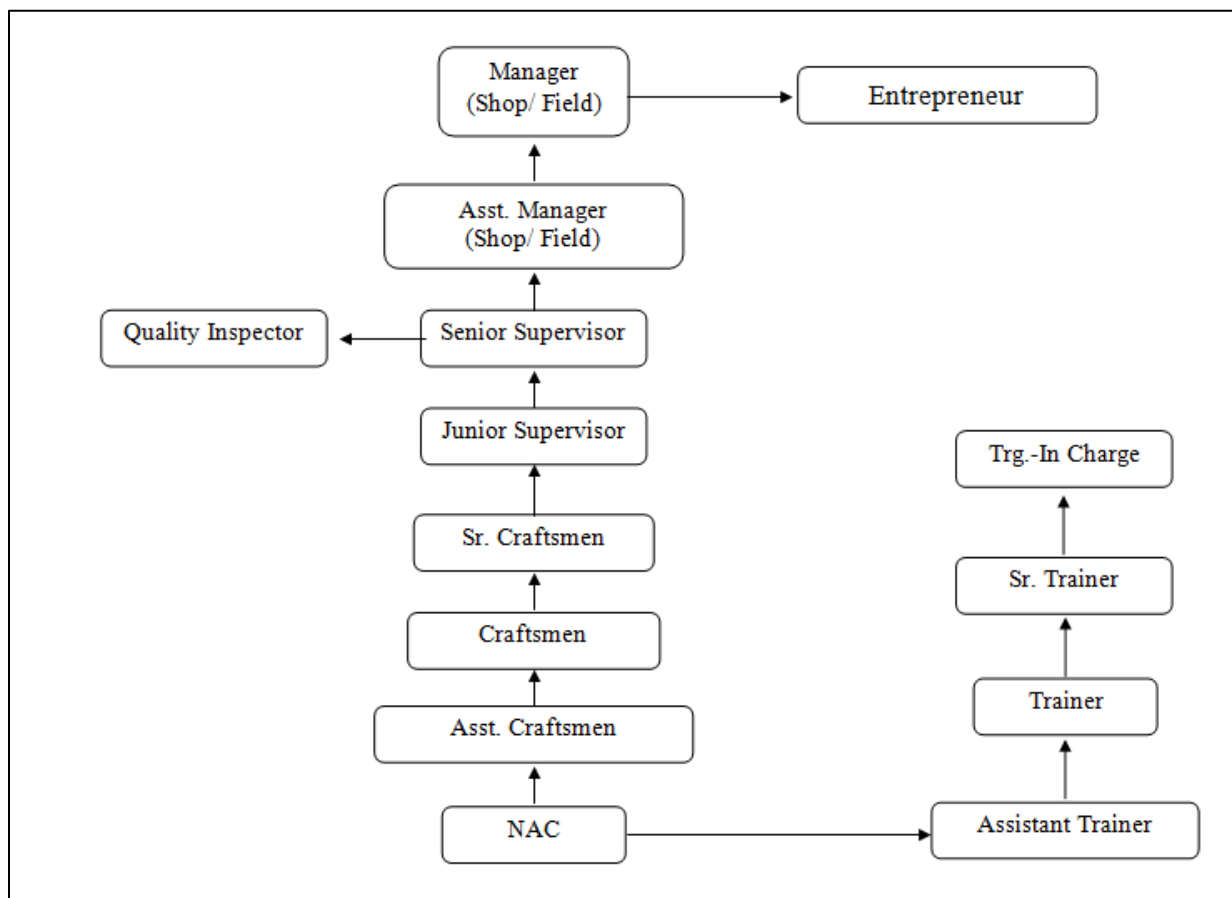
**Broadly candidates need to demonstrate that they are able to:**

- Read & interpret technical parameters/document, plan and organize work processes, identify necessary materials and tools;
- Perform task with due consideration to safety rules, accident prevention regulations and environmental protection stipulations;
- Apply professional skill, knowledge, core skills & employability skills while performing jobs and solve problem during execution.
- Check the different make-up application according to different facial shapes & age.
- Document the technical parameters related to the task undertaken.

## Beautician

### 2.2 CAREER PROGRESSION PATHWAYS:

- Indicative pathways for vertical mobility.



### 2.3 COURSE STRUCTURE:

Table below depicts the distribution of training hours across various course elements during a period of one year (*Basic Training and On-Job Training*): -

**Total training duration details: -**

Time (in months)	1-3	4 - 15
Basic Training	Block– I	-----
Practical Training (On - job training)	----	Block – I

## Beautician

### A. Basic Training

For 02 yrs. Course (Non-Engg.):- **Total 03 months:** 03 months in 1<sup>st</sup>yr. only

For 01 yr. Course (Non-Engg.):- **Total 03 months:** 03 months in 1<sup>st</sup> yr.

Sl. No.	Course Element	Total Notional Training Hours (For 01 yr. Course)
1	Professional Skill (Trade Practical)	270
2	Professional Knowledge (Trade Theory)	120
3	Employability Skills	110
	<b>Total (including Internal Assessment)</b>	<b>500</b>

### B. On-Job Training:-

For 01 yr. Course (Non-Engg.) :- (**Total 12 months**)

Notional Training Hours for On-Job Training: 2080 Hrs.

### C. Total training hours:-

Duration	Basic Training	On-Job Training	Total
For 02 yrs. Course (Non-Engg.)	500 hrs.	3640 hrs.	4140 hrs.
For 01 yr. Course (Non-Engg.)	500 hrs.	2080 hrs.	2580 hrs.

## 2.4 ASSESSMENT & CERTIFICATION:

The trainee will be tested for his skill, knowledge and attitude during the period of course and at the end of the training programme as notified by Govt of India from time to time. The Employability skills will be tested in first two semesters only.

a) The **Internal assessment** during the period of training will be done by **Formative assessment method** by testing for assessment criteria listed against learning outcomes. The training institute have to maintain individual *trainee portfolio* as detailed in assessment guideline. The marks of internal assessment will be as per the template (Annexure – II).

b) The final assessment will be in the form of summative assessment method. The All India Trade Test for awarding NAC will be conducted by NCVT on completion of course as per guideline of Govt of India. The pattern and marking structure is being notified by govt of India from time to time. **The learning outcome and assessment criteria will be basis for setting question papers for final assessment. The examiner during final examination will also check**

## Beautician

individual trainee's profile as detailed in assessment guideline before giving marks for practical examination.

### 2.4.1 PASS REGULATION

The minimum pass percent for Practical is 60% & minimum pass percent for Theory subjects 40%. The candidate passes in each subject conducted under all India trade test.

### 2.4.2 ASSESSMENT GUIDELINE

Appropriate arrangements should be made to ensure that there will be no artificial barriers to assessment. The nature of special needs should be taken into account while undertaking assessment. Due consideration should be given while assessing for team work, avoidance/reduction of scrap/wastage and disposal of scarp/wastage as per procedure, behavioral attitude, sensitivity to environment and regularity in training. The sensitivity towards OSHE and self-learning attitude are to be considered while assessing competency.

Assessment will be evidence based comprising the following:

- Job carried out in labs/workshop
- Record book/ daily diary
- Answer sheet of assessment
- Viva-voce
- Progress chart
- Attendance and punctuality
- Assignment
- Project work

Evidences of internal assessments are to be preserved until forthcoming semester examination for audit and verification by examination body. The following marking pattern to be adopted while assessing:

Performance Level	Evidence
<b>(a) Weightage in the range of 60 -75% to be allotted during assessment</b>	
For performance in this grade, the candidate with occasional guidance and showing due regard for safety procedures and practices, has produced work which demonstrates attainment of an acceptable standard of craftsmanship.	<ul style="list-style-type: none"><li>• Demonstration of good skill in the use of hand tools, machine tools and workshop equipment</li><li>• Below 70% tolerance dimension/accuracy achieved while undertaking different work with those demanded by the component/job/set standards.</li><li>• A fairly good level of neatness and</li></ul>

## Beautician

	<p>consistency in the finish</p> <ul style="list-style-type: none"> <li>Occasional support in completing the project/job.</li> </ul>
(b) Weightage in the range of above 75% - 90% to be allotted during assessment	
<p>For this grade, the candidate, with little guidance and showing due regard for safety procedures and practices, has produced work which demonstrates attainment of a reasonable standard of craftsmanship.</p>	<ul style="list-style-type: none"> <li>Good skill levels in the use of hand tools, machine tools and workshop equipment</li> <li>70-80% tolerance dimension/accuracy achieved while undertaking different work with those demanded by the component/job/set standards.</li> <li>A good level of neatness and consistency in the finish</li> <li>Little support in completing the project/job</li> </ul>
(c) Weightage in the range of above 90% to be allotted during assessment	
<p>For performance in this grade, the candidate, with minimal or no support in organization and execution and with due regard for safety procedures and practices, has produced work which demonstrates attainment of a high standard of craftsmanship.</p>	<ul style="list-style-type: none"> <li>High skill levels in the use of hand tools, machine tools and workshop equipment</li> <li>Above 80% tolerance dimension/accuracy achieved while undertaking different work with those demanded by the component/job/set standards.</li> <li>A high level of neatness and consistency in the finish.</li> <li>Minimal or no support in completing the project.</li> </ul>

Skill India  
कौशल भारत - कुशल भारत

**Brief description of Job roles:**

Beautician gives various forms of beauty treatment to clients. Examines clients' skin and suggests suitable treatment. Applies lotions, creams and packs to stimulate circulation, lubricate tissues and remove wrinkles and lines. Massages face, neck, arms, legs or other parts of body and gives treatment for superficial skin blemishes. Removes superfluous hair by wax treatment or other method. Shapes, colours and otherwise treats eyebrows and eyelashes and applies cosmetics and advises on suitable make-up. May cut, comb and wave hair according to clients' instructions or according to particular style, tint or dye hair, and give scalp treatment. May clean, shape and polish finger nails.

Manicurist cleans, shapes and polishes finger nails. Applies liquid polish-remover or lotion to take off old nail polish or to clean nails. Moistens nails with water before cutting with scissors or nipper and files edges of nails to shape, Applies nail paint with small brush. Cleans and sterilizes equipment. May advise customers on massage and use of creams to improve appearance of hands and arms. Is known as PEDICURIST if performs similar operations on feet, cuts or treats corns.

Pedicurist and Manicurist needs to be aware of the basics of pedicure and manicure, health and safety, hygiene and needs to be knowledgeable about various beauty products. The role-holder is expected to independently provide services of pedicure and manicure while performing some other assisting services.

Skin Care Specialist provides skin care treatments to face and body to enhance an individual's appearance. Advises clients about colours and types of make-up, and instruct them in make-up application techniques. Applies chemical peels in order to reduce fine lines and age spots. Cleanses clients' skin with water, creams and/or lotions. Demonstrates how to clean and care for skin properly, and recommend skin-care regimens. Determines which products or colours will improve clients' skin quality and appearance. Examines clients' skin, using magnifying lamps or visors when necessary, in order to evaluate skin condition and appearance. Keeps records of client needs and preferences, and the services provided. Performs simple extractions to remove blackheads. Removes body and facial hair by applying wax. Selects and applies cosmetic products such as creams, lotions, and tonics.

Hairdressers, Barbers, Beauticians and Related Workers, other include all other hairdressers, barbers, beauticians and related workers not elsewhere classified.

**Reference NCO:** 5142.0100, 5142.0200, 5142.0201, 5142.0300, 5142.9900


NSQF level for 'Beautician' trade under ATS: **Level 4**

As per notification issued by Govt. of India dated- 27.12.2013 on National Skill Qualification Framework total 10 (Ten) Levels are defined.

Each level of the NSQF is associated with a set of descriptors made up of five outcome statements, which describe in general terms, the minimum knowledge, skills and attributes that a learner needs to acquire in order to be certified for that level.

Each level of the NSQF is described by a statement of learning outcomes in five domains, known as level descriptors. These five domains are:

- a. Process
- b. Professional knowledge,
- c. Professional skill,
- d. Core skill and
- e. Responsibility.



The Broad Learning outcome of Beautician trade under ATS mostly matches with the Level descriptor at Level- 4.



The NSQF level-4 descriptor is given below:

Level	Process Required	Professional Knowledge	Professional Skill	Core Skill	Responsibility
Level 4	Work in familiar, predictable, routine, situation of clear choice.	Factual knowledge of field of knowledge or study	Recall and demonstrate practical skill, routine and repetitive in narrow range of application, using appropriate rule and tool, using quality concepts	Language to communicate written or oral, with required clarity, skill to basic Arithmetic and algebraic principles, basic understanding of social political and natural environment.	Responsibility for own work and learning.

5. GENERAL INFORMATION

<b>Name of the Trade</b>	<b>Beautician</b>
<b>NCO - 2015</b>	5142.0100, 5142.0200, 5142.0201, 5142.0300, 5142.9900
<b>NSQF Level</b>	Level – 4
<b>Duration of Apprenticeship Training</b> (Basic Training + On-Job Training)	3 months+ One year (01 Block of 15 months duration including basic training).
<b>Duration of Basic Training</b>	a) Block –I: 3 months <b>Total duration of Basic Training: 3 months</b>
<b>Duration of On-Job Training</b>	a) Block–I: 12 months <b>Total duration of Practical Training: 12 months</b>
<b>Entry Qualification</b>	Passed 10th class examination under 10+2 system of education or its equivalent.
<b>Selection of Apprenticeship</b>	The apprentices will be selected as per Apprenticeship Act amended time to time.
<b>Instructors Qualification for Basic Training</b>	As per ITI instructor’s qualifications as amended time to time for the specific trade.
<b>Infrastructure for basic training</b>	As per related trade of ITI.
<b>Examination</b>	The internal examination/ assessment will be held on completion of each block. Final examination for all subjects will be held at the end of course and same will be conducted by NCVT.
<b>Rebate to Ex-ITI Trainees</b>	3 months
<b>CTS trades eligible for Beautician (Apprenticeship)</b>	Basic Cosmetology

**Note:**

- Industry may impart training as per above time schedule for different block, however this is not fixed. The industry may adjust the duration of training considering the fact that all the components under the syllabus must be covered. However, the flexibility should be given keeping in view that no safety aspect is compromised.
- For imparting Basic Training, the industry to tie-up with ITIs having such specific trade and affiliated to NCVT.

**6.1 GENERIC LEARNING OUTCOME**

The following are minimum broad Common Occupational Skills/ Generic Learning Outcome after completion of the Beautician course of 01 year and 03 month duration under ATS.

**Block I: -**

1. Recognize & comply safe working practices, environment regulation and housekeeping.
2. Select and ascertain measuring instrument and measure dimension of components and record data.
3. Explain the concept in productivity, quality tools, and labour welfare legislation and apply such in day to day work to improve productivity & quality.
4. Explain energy conservation, global warming and pollution and contribute in day to day work by optimally using available resources.
5. Explain personnel finance, entrepreneurship and manage/organize related task in day to day work for personal & societal growth.
6. Plan and organize the work related to the occupation.

**6.2 SPECIFIC LEARNING OUTCOME**

**Block – I**

1. Practice and understand precautions to be followed while working during the jobs.
2. Explain trade terminology.
3. Develop good appearance and behaviour, practice, tasks as per industry standard and possess good communication skill.
4. Prepare and maintain work area and maintain health and safety at the work place.
5. Carry out epilation and depilation services.
6. Carry out manicure and pedicure services.
7. Understand cosmetic colour theory and apply appropriate cosmetics to enhance a client's appearance.
8. Carryout basic nail art technique.
9. Create basic haircuts using special cutting techniques.
10. Create traditional hair styles using artificial aids
11. Create hair designs using thermal gadgets and wet styling techniques.
12. Demonstrate hair colouring, perming, straightening, rebounding& smoothing.  
Explain the knowledge of bonds.

## **Beautician**

13. Demonstrate day, evening, party & bridal makeup and explain effects of light on makeup.
14. Demonstrate basic corrective makeup & explain basic facial shapes.
15. Create bindi, apply heena, design tattoo and drape sarees in different styles.
16. Demonstrate basic yogic exercises for stamina building and correcting body posture.

**Note:** Learning outcomes are reflection of total competencies of a trainee and assessment will be carried out as per assessment criteria.



**Skill India**  
कौशल भारत - कुशल भारत

## 7. LEARNING OUTCOME WITH ASSESSMENT CRITERIA

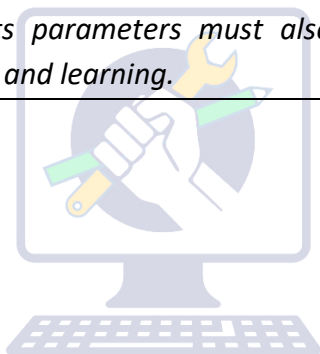
GENERIC LEARNING OUTCOME	
LEARNING OUTCOMES	ASSESSMENT CRITERIA
1. Recognize & comply safe working practices, environment regulation and housekeeping.	1. 1. Follow and maintain procedures to achieve a safe working environment in line with occupational health and safety regulations and requirements.
	1. 2. Recognize and report all unsafe situations according to site policy.
	1. 3. Identify and take necessary precautions on fire and safety hazards and report according to site policy and procedures.
	1. 4. Identify, handle and store / dispose of dangerous/unsalvageable goods and substances according to site policy and procedures following safety regulations and requirements.
	1. 5. Identify and observe site policies and procedures in regard to illness or accident.
	1. 6. Identify safety alarms accurately.
	1. 7. Report supervisor/ Competent of authority in the event of accident or sickness of any staff and record accident details correctly according to site accident/injury procedures.
	1. 8. Identify and observe site evacuation procedures according to site policy.
	1. 9. Identify Personal Protective Equipment (PPE) and use the same as per related working environment.
	1. 10. Identify basic first aid and use them under different circumstances.
	1. 11. Identify different fire extinguisher and use the same as per requirement.
	1. 12. Identify environmental pollution & contribute to avoidance of same.
	1. 13. Take opportunities to use energy and materials in an environmentally friendly manner
	1. 14. Avoid waste and dispose waste as per procedure
	1. 15. Recognize different components of 5S and apply the same in the working environment.

## Beautician

2. Select and ascertain measuring instrument and measure dimension of components and record data.	4.1 Select appropriate measuring instruments (as per tool list).
	4.2 Ascertain the functionality & correctness of the instrument.
	4.3 Measure dimension of the components & record data to analyse the with given drawing/measurement.
3. Explain the concept in productivity, quality tools, and labour welfare legislation and apply such in day to day work to improve productivity & quality.	5.1 Explain the concept of productivity and quality tools and apply during execution of job.
	5.2 Understand the basic concept of labour welfare legislation and adhere to responsibilities and remain sensitive towards such laws.
	5.3 Knows benefits guaranteed under various acts
4. Explain energy conservation, global warming and pollution and contribute in day to day work by optimally using available resources.	6.1 Explain the concept of energy conservation, global warming, pollution and utilize the available recourses optimally & remain sensitive to avoid environment pollution.
	6.2 Dispose waste following standard procedure.
5. Explain personnel finance, entrepreneurship and manage/organize related task in day to day work for personal & societal growth.	7. 1. Explain personnel finance and entrepreneurship.
	7. 2. Explain role of Various Schemes and Institutes for self-employment i.e. DIC, SIDA, SISI, NSIC, SIDO, Idea for financing/ non-financing support agencies to familiarizes with the Policies /Programmes & procedure & the available scheme.
	7. 3. Prepare Project report to become an entrepreneur for submission to financial institutions.
6. Plan and organize the work related to the occupation.	8. 1. Use documents, drawings and recognize hazards in the work site.
	8. 2. Plan workplace/ assembly location with due consideration to operational stipulation
	8. 3. Communicate effectively with others and plan project tasks
	8. 4. Assign roles and responsibilities of the co-trainees for

## Beautician

	execution of the task effectively and monitor the same.
<b>SPECIFIC OUTCOME</b>	
<b><u>Block-I (Section:10 in the competency based curriculum)</u></b>	
<p><i>Assessment Criteria i.e. the standard of performance, for each specific learning outcome mentioned under <b>Block – I</b> (section: 10) must ensure that the trainee works in familiar, predictable, routine, situation of clear choice. Assessment criteria should broadly cover the aspect of <b>Planning</b> (Identify, ascertain, etc.); <b>Execution</b> apply factual knowledge of field of knowledge, recall and demonstrate practical skill during performing the work in routine and repetitive in narrow range of application, using appropriate rule and tool, complying with basic arithmetic and algebraic principles and language to communicate in written or oral with required clarity; <b>Checking/ Testing</b> to ensure functionality during the assessment of each outcome. The assessments parameters must also ascertain that the candidate is responsible for his/her own work and learning.</i></p>	



**Skill India**  
कौशल भारत - कुशल भारत

**BASIC TRAINING (Block – I)**

**Duration: (03) Three Months**

Week No.	Professional Skills (Trade Practical)	Professional Knowledge (Trade Theory)
1.	Develop good appearance and behavior, practice, tasks as per industry standard and express good communication skill.	<ul style="list-style-type: none"> <li>• Read and interpret information accurately.</li> <li>• Use gestures or simple words to communicate where language barriers exist.</li> <li>• Display positive body language.</li> <li>• Display courteous and helpful behaviour at all times.</li> <li>• Speak and understand Basic English.</li> <li>• Use of different types of communication techniques.</li> <li>• Maintain good health and personal hygiene</li> <li>• Comply with high standards of grooming and personal behaviour.</li> </ul>
2.	Prepare and maintain work area and maintain health and safety at the work place.	<ul style="list-style-type: none"> <li>• Maintain salon safety &amp; legal requirements, waste disposal, Service standard and image.</li> <li>• Work procedure to ensure safety, effectiveness and hygiene.</li> <li>• Procedure for obtaining suitable materials, equipment and staff assistance.</li> </ul>
3-4.	Perform skin care services	<ul style="list-style-type: none"> <li>• The structure&amp; function of the skin</li> <li>• Methods to recognize the skin type &amp; skin conditions.</li> <li>• Methods to treat the skin types &amp; conditions.</li> <li>• Suitable course of treatment for various skin types &amp; conditions &amp; recommended frequency.</li> <li>• Reasons for &amp; benefits of cleansing the skin, exfoliating the skin, applying massage, &amp; applying Mask.</li> <li>• Possible contraction which may accrue during the facial and bleach treatment and how to deal with them.</li> </ul>
5-6.	Perform Make-up services	<ul style="list-style-type: none"> <li>• Consulting with clients to determine their needs &amp; preferences.</li> </ul>

## Beautician

		<ul style="list-style-type: none"> <li>• Understanding of cosmetic colour theory.</li> <li>• Applying appropriate cosmetics to enhance a client's appearance.</li> <li>• Basic make-up procedure for any occasion. Safety measures to be followed during make-up application.</li> </ul>
7-8.	Perform epilation services	<ul style="list-style-type: none"> <li>• The structure of skin, structure of hair &amp; basic principles of hair growth.</li> <li>• Various techniques associated with hair removal.</li> <li>• Suitability of specific product based on hair types</li> <li>• Method of application and removal in relation to the direction of hair growth. Other methods of hair removal and the effects of these methods.</li> </ul>
9.	Provide manicure and pedicure services	<ul style="list-style-type: none"> <li>• The structure of nail &amp; nail shapes.</li> <li>• Identification of treatable nail &amp; skin condition.</li> <li>• Different types of techniques used within manicure how to carry them out.</li> <li>• Selection &amp; adaption of manicure &amp; pedicure services to suit individual client's needs.</li> <li>• Benefits and effects of the hand and nail treatments.</li> <li>• Different types of manicure &amp; pedicure tools &amp; equipment's &amp; their application.</li> <li>• Importance of aftercare &amp; maintain ace requirements.</li> </ul>
10-11	Create bindi and drape saree in different styles.	<ul style="list-style-type: none"> <li>• Knowledge of bindi design creations as per different types of facial shapes.</li> </ul>
12-13.	Maintain health and safety at the workplace	<ul style="list-style-type: none"> <li>• The health, safety and legal requirements, waste disposal, service standard and brand image related details of the salon.</li> <li>• Safe, effective and hygiene practices to be followed while providing skin services.</li> </ul>
<b>Internal Assessment 03days</b>		

**Note:** - More emphasis to be given on video/real-life pictures during theoretical classes. Some real-life pictures/videos of related industry operations may be shown to the trainees to give a feel of Industry and their future assignment.

**9.1 EMPLOYABILITY SKILLS**

(DURATION: - 110 HRS.)

<b>Block – I</b> (Duration – 110 hrs.)	
<b>1. English Literacy</b>	
Duration: 20 Hrs. <span style="float: right;">Marks : 09</span>	
<b>Pronunciation</b>	Accentuation (mode of pronunciation) on simple words, Diction (use of word and speech)
<b>Functional Grammar</b>	Transformation of sentences, Voice change, Change of tense, Spellings.
<b>Reading</b>	Reading and understanding simple sentences about self, work and environment
<b>Writing</b>	Construction of simple sentences Writing simple English
<b>Speaking / Spoken English</b>	Speaking with preparation on self, on family, on friends/ classmates, on known, picture reading gain confidence through role-playing and discussions on current happening job description, asking about someone's job habitual actions. Cardinal (fundamental) numbers ordinal numbers. Taking messages, passing messages on and filling in message forms Greeting and introductions office hospitality, Resumes or curriculum vita essential parts, letters of application reference to previous communication.
<b>2. I.T. Literacy</b>	
Duration: 20 Hrs. <span style="float: right;">Marks : 09</span>	
<b>Basics of Computer</b>	Introduction, Computer and its applications, Hardware and peripherals, switching on-Starting and shutting down of computer.
<b>Computer Operating System</b>	Basics of Operating System, WINDOWS, the user interface of Windows OS, Create, Copy, Move and delete Files and Folders, Use of External memory like pen drive, CD, DVD etc., Use of Common applications.
<b>Word processing and Worksheet</b>	Basic operating of Word Processing, Creating, opening and closing Documents, use of shortcuts, Creating and Editing of Text, Formatting the Text, Insertion & creation of Tables. Printing document. Basics of Excel worksheet, understanding basic commands, creating simple worksheets, understanding sample worksheets, use of simple formulas and functions, Printing of simple excel sheets.
<b>Computer</b>	Basic of computer Networks (using real life examples), Definitions of

## Beautician

<b>Networking and Internet</b>	Local Area Network (LAN), Wide Area Network (WAN), Internet, Concept of Internet (Network of Networks), Meaning of World Wide Web (WWW), Web Browser, Web Site, Web page and Search Engines. Accessing the Internet using Web Browser, Downloading and Printing Web Pages, opening an email account and use of email. Social media sites and its implication. Information Security and antivirus tools, Do's and Don'ts in Information Security, Awareness of IT - ACT, types of cyber crimes.
<b>3. Communication Skills</b>	
Duration: 15 Hrs. <span style="float: right;">Marks : 07</span>	
<b>Introduction to Communication Skills</b>	Communication and its importance Principles of Effective communication Types of communication - verbal, nonverbal, written, email, talking on phone. Nonverbal communication -characteristics, components-Para-language Body language Barriers to communication and dealing with barriers. Handling nervousness/ discomfort.
<b>Listening Skills</b>	Listening-hearing and listening, effective listening, barriers to effective listening guidelines for effective listening. Triple- A Listening - Attitude, Attention & Adjustment. Active Listening Skills.
<b>Motivational Training</b>	Characteristics Essential to Achieving Success. The Power of Positive Attitude. Self-awareness Importance of Commitment Ethics and Values Ways to Motivate Oneself Personal Goal setting and Employability Planning.
<b>Facing Interviews</b>	Manners, Etiquettes, Dress code for an interview Do's & Don'ts for an interview.
<b>Behavioral Skills</b>	Problem Solving Confidence Building Attitude
<b>4. Entrepreneurship Skills</b>	
Duration: 15 Hrs. <span style="float: right;">Marks : 06</span>	
<b>Concept of Entrepreneurship</b>	Entrepreneur - Entrepreneurship - Enterprises: -Conceptual issue Entrepreneurship vs. management, Entrepreneurial motivation. Performance & Record, Role & Function of entrepreneurs in relation to

## Beautician

	the enterprise & relation to the economy, Source of business ideas, Entrepreneurial opportunities, the process of setting up a business.
<b>Project Preparation &amp; Marketing analysis</b>	Qualities of a good Entrepreneur, SWOT and Risk Analysis. Concept & application of PLC, Sales & distribution Management. Different Between Small Scale & Large-Scale Business, Market Survey, Method of marketing, Publicity and advertisement, Marketing Mix.
<b>Institutions Support</b>	Preparation of Project. Role of Various Schemes and Institutes for self-employment i.e. DIC, SIDA, SISI, NSIC, SIDO, Idea for financing/ non-financing support agencies to familiarizes with the Policies / Programmes & procedure & the available scheme.
<b>Investment Procurement</b>	Project formation, Feasibility, Legal formalities i.e., Shop Act, Estimation & Costing, Investment procedure - Loan procurement - Banking Processes.
<b>5. Productivity</b> <span style="float: right;"><b>Duration:</b></span> <b>10 Hrs.</b> <span style="float: right;"><b>Marks : 05</b></span>	
<b>Benefits</b>	Personal / Workman - Incentive, Production linked Bonus, Improvement in living standard.
<b>Affecting Factors</b>	Skills, Working Aids, Automation, Environment, Motivation - How improves or slows down.
<b>Comparison with developed countries</b>	Comparative productivity in developed countries (viz. Germany, Japan and Australia) in selected industries e.g. Manufacturing, Steel, Mining, Construction etc. Living standards of those countries, wages.
<b>Personal Finance Management</b>	Banking processes, Handling ATM, KYC registration, safe cash handling, Personal risk and Insurance.
<b>6. Occupational Safety, Health and Environment Education</b> <span style="float: right;"><b>Marks : 06</b></span> <b>Duration: 15 Hrs.</b>	
<b>Safety &amp; Health</b>	Introduction to Occupational Safety and Health importance of safety and health at workplace.
<b>Occupational Hazards</b>	Basic Hazards, Chemical Hazards, Vibroacoustic Hazards, Mechanical Hazards, Electrical Hazards, Thermal Hazards. Occupational health, Occupational hygienic, Occupational Diseases/ Disorders & its prevention.
<b>Accident &amp; safety</b>	Basic principles for protective equipment. Accident Prevention techniques - control of accidents and safety measures.
<b>First Aid</b>	Care of injured & Sick at the workplaces, First-Aid & Transportation of

## Beautician

	sick person.
<b>Basic Provisions</b>	Idea of basic provision legislation of India. safety, health, welfare under legislative of India.
<b>Ecosystem</b>	Introduction to Environment. Relationship between Society and Environment, Ecosystem and Factors causing imbalance.
<b>Pollution</b>	Pollution and pollutants including liquid, gaseous, solid and hazardous waste.
<b>Energy Conservation</b>	Conservation of Energy, re-use and recycle.
<b>Global warming</b>	Global warming, climate change and Ozone layer depletion.
<b>Ground Water</b>	Hydrological cycle, ground and surface water, Conservation and Harvesting of water.
<b>Environment</b>	Right attitude towards environment, Maintenance of in-house environment.
<b>7. Labour Welfare Legislation</b>	
<b>Duration: 05 Hrs. Marks : 03</b>	
<b>Welfare Acts</b>	Benefits guaranteed under various acts- Factories Act, Apprenticeship Act, Employees State Insurance Act (ESI), Payment Wages Act, Employees Provident Fund Act, The Workmen's compensation Act.
<b>8. Quality Tools</b>	
<b>Duration: 10 Hrs. Marks : 05</b>	
<b>Quality Consciousness</b>	Meaning of quality, Quality characteristic.
<b>Quality Circles</b>	Definition, Advantage of small group activity, objectives of quality Circle, Roles and function of Quality Circles in Organization, Operation of Quality circle. Approaches to starting Quality Circles, Steps for continuation Quality Circles.
<b>Quality Management System</b>	Idea of ISO 9000 and BIS systems and its importance in maintaining qualities.
<b>House Keeping</b>	Purpose of House-keeping, Practice of good Housekeeping.
<b>Quality Tools</b>	Basic quality tools with a few examples.

## **10. DETAILS OF COMPETENCIES (ON-JOB TRAINING)**

---

### **BROAD SKILL COMPONENT TO BE COVERED DURING ON- JOB TRAINING**

#### **BLOCK – I**

1. Practice and understand precautions to be followed while working during the jobs.
2. Explain trade terminology.
3. Develop good appearance and behaviour, practice, tasks as per industry standard and express good communication skill.
4. Prepare and maintain work area and maintain health and safety at the work place.
5. Carry out epilation and depilation services.
6. Carry out manicure and pedicure services.
7. Understand cosmetic colour theory and apply appropriate cosmetics to enhance a client's appearance.
8. Carry out basic nail art technique.
9. Create basic haircuts using special cutting techniques.
10. Create traditional hair styles using artificial aids
11. Create hair designs using thermal gadgets and wet styling techniques.
12. Demonstrate hair colouring, perming, straightening, rebounding & smoothing. Explain the knowledge of bonds.
13. Demonstrate day, evening, party & bridal makeup and explain effects of light on makeup.
14. Demonstrate basic corrective makeup & explain basic facial shapes.
15. Create bindi, apply heena, design tattoo and drape sarees in different styles.
16. Demonstrate basic yogic exercises for stamina building and correcting body posture.

#### **Note:**

1. Industry must ensure that above mentioned competencies are achieved by the trainees during their on-job training.
2. In addition to above competencies/ outcomes industry may impart additional training relevant to the specific industry.

INFRASTRUCTURE FOR PROFESSIONAL SKILL & PROFESSIONAL KNOWLEDGE

<b>BEAUTICIAN</b>		
<b>LIST OF TOOLS AND EQUIPMENT for Basic Training (For 20 Apprentices)</b>		
<b>A. TRAINEES TOOL KIT ( For each additional unit trainees tool kit Sl. 1-18 is required additionally)</b>		
<b>Sl. No.</b>	<b>Name of the items</b>	<b>Quantity (indicative)</b>
1.	Tail comb	01 No.
2.	Style Comb	01 No.
3.	Open teeth tail comb	01 No.
4.	Small Bowl	02 No.
5.	Facial Band	02 No.
6.	Spray bottle	01 No.
7.	Nail File	01 No.
8.	Nail Cutter	01 No.
9.	Plain Switches	01 No.
10.	Switch Stand	01 No.
11.	Personal Towel (Medium, large)	02 No.
12.	Napkin	02 No.
13.	Hair Accessories	As required
14.	Make-up Brush	01 each
15.	Pack & Bleach Brush	01 each
16.	Wax applicator	01 each
17.	Braid	01 each
18.	Bob Pins	As required
19.	Juda Pins	As required
20.	Setting clips	As required
21.	Lab Coat	01 No.
22.	Manicure Set	01 No.
23.	Pedicure Set	01 No.
24.	Dye brush	01 No.
<b>B: TOOLS INSTRUMENTS AND GENERAL SHOP OUTFITS</b>		
25.	Barber Scissors	10 No.
26.	Thinning Scissors	04 No.
27.	Velcro Rollers (Large, medium, & small)	10 dz. Each
28.	Perm rollers (Star Perm, Ladder Perm, spiral rods, Chop sticks,	10 dz. Each

## Beautician

	Wooden rollers (different sizes Small, medium, large)	
29.	Manual Razor	04 No.
30.	Dust Brush	04 No.
31.	Swiggle	04 No.
32.	Dye Brush	10 No.
33.	Back View Mirror	10 No.
34.	Cutting sheet	10 No.
35.	Dye Bowl	10 No.
36.	Professional Hair Brushes set	04 No.
37.	Hot Rollers	04 No.
38.	Dummy head on stand with slip-on	10 No.
39.	Dryer	10 No.
40.	Crimper	04 No.
41.	Mirror Panel	10 No.
42.	Styling Chair (multipurpose for hair & beauty services)	10 No.
43.	Shampoo Station with chair	04 No.
44.	Hair Trolley	05 No.
45.	Ceramic Straightening Iron	04 No.
46.	Curling Rods with attachments	04 No.
47.	Neck Tray (for perming)	10 No.
48.	Rebonding Boards	10 No.
49.	Benders	10 dz. each
50.	Hood Dryer	04 No.
<b>Skin</b>		
51.	Magnifying lamp	02 No.
52.	Vapozone	04 No.
53.	EMS Machine	01 No.
54.	Infra red Lamp	04 No.
55.	Wax heater	04 No.
56.	Black head remover	10 No.
57.	Pedi spa tub	10 No.
58.	Manicure table	04 No.
59.	Pedi stool	10 No.
60.	Manicure Trolley	05 No.
61.	Facial Bed	04 No.
62.	Dry Sterilizer (Ultra Violet)	04 No.
63.	Water Boiler	02 No.

## Beautician

64.	Front wash Basin	04 No.
65.	Curtain/Blinds for Lab	As required
66.	Blanket	04 No.
67.	Hot towel cabinet	01 No.
68.	Teacher's Chair and table set	01 No.
69.	Display board (minimum 3X4 feet size)	As required
<b>Furniture Required</b>		
70.	White Board (size: 8ft. x 4ft.)	01 No.
71.	Trainer's Table	01 No.
72.	Trainer's Chair	01 No.

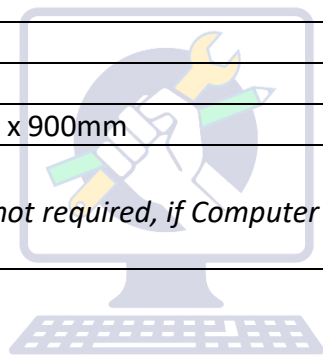


**Skill India**  
कौशल भारत - कुशल भारत

## Beautician

TOOLS & EQUIPMENT'S FOR EMPLOYABILITY SKILLS		
Sl. No.	Name of the items	Quantity
1.	Computer (PC) with latest configurations and Internet connection with standard operating system and standard word processor and worksheet software	10 Nos.
2.	UPS - 500VA	10 Nos.
3.	Scanner cum Printer	1 No.
4.	Computer Tables	10 Nos.
5.	Computer Chairs	20 Nos.
6.	LCD Projector	1 No.
7.	White Board 1200mm x 900mm	1 No.

*Note: - Above Tools & equipment not required, if Computer LAB is available in the institute.*



**Skill India**  
कौशल भारत - कुशल भारत

**FORMAT FOR INTERNAL ASSESSMENT**

Name & Address of the Assessor:						Year of Enrollment:								
Name & Address of ITI (Govt./Pvt.) :						Date of Assessment :								
Name & Address of the Industry :						Assessment location: Industry / ITI								
Trade Name :			Semester:			Duration of the Trade/course:								
Learning Outcome:														
Sl. No	Maximum Marks (Total 100 Marks)		15	5	10	5	10	10	5	10	15	15	Total internal assessment Marks	Result (Y/N)
	Candidate Name	Father's/Mother's Name	Safety consciousness	Workplace hygiene	Attendance/ Punctuality	Ability to follow Manuals/ Written instructions	Application of Knowledge	Skills to handle tools & equipment	Economical use of materials	Speed in doing work	Quality in workmanship	VIVA		
1														
2														